





RF COAXIAL TERMINATIONS



| SMA-50JR | | |
|---|--------------------------|-------------|
|  | Characteristic Impedance | 50 Ω |
| | Frequency range | 0~18GHz |
| | VSWR | ≤ 1.25 |
| | Power capacity | 1 W |

| SMA-50KR | | |
|---|--------------------------|-------------|
|  | Characteristic Impedance | 50 Ω |
| | Frequency range | 0~18GHz |
| | VSWR | ≤ 1.25 |
| | Power capacity | 1 W |

| SMA-50JR2 | | |
|---|--------------------------|-------------|
|  | Characteristic Impedance | 50 Ω |
| | Frequency range | 0~12GHz |
| | VSWR | ≤ 1.30 |
| | Power capacity | 2 W |

| SMA-50JR5 | | |
|---|--------------------------|-------------|
|  | Characteristic Impedance | 50 Ω |
| | Frequency range | 0~8GHz |
| | VSWR | ≤ 1.30 |
| | Power capacity | 5 W |

RF COAXIAL TERMINATIONS

CERNEX, Inc.

N-50JR



| | |
|--------------------------|-------------|
| Characteristic Impedance | 50 Ω |
| Frequency range | 0~18GHz |
| VSWR | ≤ 1.25 |
| Power capacity | 1 W |

N-50JR5



| | |
|--------------------------|-------------|
| Characteristic Impedance | 50 Ω |
| Frequency range | 0~8GHz |
| VSWR | ≤ 1.30 |
| Power capacity | 5 W |

BNC-50JR



| | |
|--------------------------|-------------|
| Characteristic Impedance | 50 Ω |
| Frequency range | 0~3GHz |
| VSWR | ≤ 1.25 |
| Power capacity | 2 W |

BNC-50KR



| | |
|--------------------------|-------------|
| Characteristic Impedance | 50 Ω |
| Frequency range | 0~3GHz |
| VSWR | ≤ 1.25 |
| Power capacity | 2 W |

BNC-75JR



| | |
|--------------------------|-------------|
| Characteristic Impedance | 75 Ω |
| Frequency range | 0~1GHz |
| VSWR | ≤ 1.25 |
| Power capacity | 2 W |

BNC-75KR



| | |
|--------------------------|-------------|
| Characteristic Impedance | 75 Ω |
| Frequency range | 0~1GHz |
| VSWR | ≤ 1.25 |
| Power capacity | 2 W |

TNC-50JR



| | |
|--------------------------|-------------|
| Characteristic Impedance | 50 Ω |
| Frequency range | 0~12GHz |
| VSWR | ≤ 1.25 |
| Power capacity | 1 W |

TNC-50KR



| | |
|--------------------------|-------------|
| Characteristic Impedance | 50 Ω |
| Frequency range | 0~12GHz |
| VSWR | ≤ 1.25 |
| Power capacity | 1 W |

TNC-50JR2



| | |
|--------------------------|-------------|
| Characteristic Impedance | 50 Ω |
| Frequency range | 0~12GHz |
| VSWR | ≤ 1.25 |
| Power capacity | 2 W |

TNC-50KR2



| | |
|--------------------------|-------------|
| Characteristic Impedance | 50 Ω |
| Frequency range | 0~12GHz |
| VSWR | ≤ 1.25 |
| Power capacity | 2 W |




Sliding Matched Terminations

FEATURES:

- ❖ Low VSWR
- ❖ Precision Adjustment

APPLICATIONS:

- ❖ Test setup
- ❖ Directivity Measurement



CST Series

DESCRIPTION:

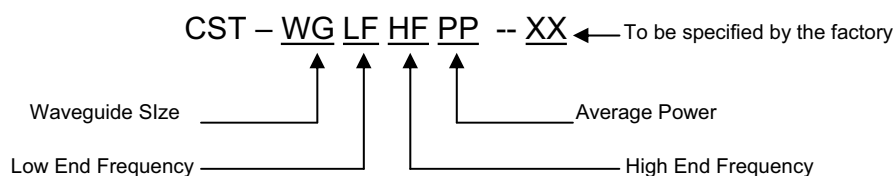
Cernex's CST series sliding matched load consists of a precision-tapered waveguide load coupled to a micrometer drive. The load is machined to precise tolerances to permit the close fit necessary for sliding without binding.

SPECIFICATIONS:

| Waveguide Band | Ku | K | Ka | Q | U | V | E | W | F | D | G |
|-----------------------|--------------|------------|------------|----------|----------|----------|----------|-----------|-----------|------------|------------|
| Waveguide Size | WR-62 | WR-42 | WR-28 | WR-22 | WR-19 | WR-15 | WR-12 | WR-10 | WR-8 | WR-7 | WR-5 |
| Frequency Range (GHz) | 12.4 to 18.0 | 18 to 26.5 | 26.5 to 40 | 33 to 50 | 40 to 60 | 50 to 75 | 60 to 90 | 75 to 110 | 90 to 140 | 110 to 170 | 140 to 220 |
| VSWR Max. | 1.05 | 1.05 | 1.05 | 1.05 | 1.05 | 1.06 | 1.06 | 1.08 | 1.08 | 1.08 | 1.10 |
| Average Power (dbm) | 30 | 30 | 30 | 28.5 | 25 | 25 | 25 | 23 | 20 | 20 | 20 |

HOW TO ORDER:

Specify Model Number



Example: To order WR-15 sliding matched terminations with a frequency band of 50-75GHz, and an average power of 25dbm, specify CST-15507525-XX.

CERNEX RESERVE THE RIGHT TO CHANGE THE SPECIFICATIONS WITHOUT NOTICE

CERNEX, Inc.

Terminations & Loads (Coaxial)

FEATURES:

- ❖ Frequency Range: DC-18GHz
- ❖ Low VSWR
- ❖ Power Rating: 1-1000W
- ❖ Rugged Construction



CCL Series

SPECIFICATIONS:

| Model No. | Frequency Range (GHz) | VSWR (Max) | Power (W) | Size LXWXH (mm) | Connector Type |
|--------------|-----------------------|------------|-----------|-----------------|----------------|
| CCLDC0180S | DC-1.0 | 1.10 | 80 | 110X70X48 | N |
| CCLDC0210S | DC-2.0 | 1.15 | 10 | 70X32X32 | N |
| CCLDC0230S | DC-2.0 | 1.10 | 30 | 65X70X70 | N |
| CCLDC02100T | DC-2.0 | 1.20 | 100 | 76X86X215 | N |
| CCLDC02150T | DC-2.0 | 1.20 | 150 | 115X86X262 | N |
| CCLDC02200T | DC-2.0 | 1.20 | 200 | 115X86X262 | N |
| CCLDC02250T | DC-2.0 | 1.20 | 250 | 132X140X337 | N |
| CCLDC02300T | DC-2.0 | 1.20 | 300 | 132X140X337 | N |
| CCLDC02400T | DC-2.0 | 1.20 | 400 | 132X140X422 | N |
| CCLDC02500T | DC-2.0 | 1.20 | 500 | 132X140X422 | N |
| CCLDC021000T | DC-2.0 | 1.20 | 1000 | 152X260X647 | N |
| CCLDC0250S | DC-2.5 | 1.15 | 50 | 65X70X70 | N |
| CCLDC0250T1 | DC-2.5 | 1.25 | 50 | 76X86X155 | N |
| CCLDC0250T2 | DC-2.5 | 1.35 | 50 | 84X40X36 | N |
| CCLDC0260S | DC-2.5 | 1.15 | 60 | 110X70X48 | N |
| CCLDC0310S | DC-3.0 | 1.20 | 10 | 70X32X32 | N |
| CCLDC0330S | DC-3.0 | 1.15 | 30 | 65X70X70 | N |
| CCLDC0350TM | DC-3.0 | 1.20 | 50 | - | SMA/N/TNC |
| CCLDC03100TM | DC-3.0 | 1.30 | 100 | - | N/TNC |
| CCLDC04100T | DC-4.0 | 1.35 | 100 | 76X86X215 | N |
| CCLDC04150T | DC-4.0 | 1.35 | 150 | 115X86X262 | N |
| CCLDC04200T | DC-4.0 | 1.35 | 200 | 115X86X262 | N |
| CCLDC04250T | DC-4.0 | 1.35 | 250 | 132X140X337 | N |



Terminations & Loads (Coaxial)

| Model No. | Frequency Range (GHz) | VSWR (Max) | Power (W) | Size LXWXH (mm) | Connector Type |
|--------------|-----------------------|------------|-----------|-----------------|----------------|
| CCLDC04300T | DC-4.0 | 1.35 | 300 | 132X140X337 | N |
| CCLDC04400T | DC-4.0 | 1.35 | 400 | 132X140X422 | N |
| CCLDC04500T | DC-4.0 | 1.35 | 500 | 132X140X422 | N |
| CCLDC041000T | DC-4.0 | 1.35 | 1000 | 152X260X647 | N |
| CCLDC0830TM | DC-8.0 | 1.20 | 30 | - | SMA/N/TNC |
| CCLDC0840TM | DC-8.0 | 1.20 | 40 | - | SMA/N/TNC |
| CCLDC1805TM | DC-18.0 | 1.30 | 5 | - | SMA/N/TNC |
| CCLDC1810TM | DC-18.0 | 1.35 | 10 | - | SMA/N/TNC |
| CCLDC1820TM | DC-18.0 | 1.35 | 20 | - | SMA/N/TNC |
| CCLU30450S | 0.3-4.0 | 1.25 | 50 | 65X70X70 | N |
| CCLU30460S | 0.3-4.0 | 1.25 | 60 | 126X70X70 | N |
| CCLU30480S | 0.3-4.0 | 1.25 | 80 | 140X70X80 | N |

TUBULAR:

| Model No. | Frequency Range (GHz) | VSWR (Max) | Power (W) | Size LXWXH (mm) | Connector Type |
|-------------|-----------------------|------------|-----------|-----------------|----------------|
| CCLDC0105S | DC-1.0 | 1.08 | 5 | Φ19 X 30 | N |
| CCLDC0130S | DC-1.0 | 1.20 | 30 | Φ28.5 X 38 | N |
| CCLDC0160S | DC-1.0 | 1.15 | 60 | Φ30 X 74 | N |
| CCLDC0301S | DC-3.0 | 1.10 | 1 | Φ7.8 X 11 | SMA |
| CCLDC0302H | DC-3.0 | 1.20 | 2 | Φ16 X 30.2 | N |
| CCLDC0305S | DC-3.0 | 1.15 | 5 | Φ19 X 30 | N |
| CCLDC0305H | DC-3.0 | 1.20 | 5 | Φ16 X 30.2 | N |
| CCLDC0400T | DC-4.0 | 1.10 | 0.5 | Φ8.5 X 9 | SMA |
| CCLDC0401T | DC-4.0 | 1.10 | 1 | Φ9 X 13 | SMA |
| CCLDC0402T1 | DC-4.0 | 1.10 | 2 | Φ14 X 24 | SMA |
| CCLDC0402T2 | DC-4.0 | 1.10 | 2 | Φ21 X 33 | N |
| CCLDC0403T | DC-4.0 | 1.15 | 3 | Φ26 X 39 | N |
| CCLDC0450T1 | DC-4.0 | 1.15 | 50 | Φ50 X 100 | N |
| CCLDC0450T2 | DC-4.0 | 1.35 | 50 | Φ50 X 100 | N |
| CCLDC0601S | DC-6.0 | 1.15 | 1 | Φ7.8 X 11 | SMA |
| CCLDC0610T | DC-6.0 | 1.15 | 10 | Φ32 X 60 | N |
| CCLDC0615T | DC-6.0 | 1.20 | 15 | Φ35 X 64 | N |
| CCLDC0625T | DC-6.0 | 1.20 | 25 | Φ40 X 64 | N |



Terminations & Loads (Coaxial)

| Model No. | Frequency Range (GHz) | VSWR (Max) | Power (W) | Size LXWXH (mm) | Connector Type |
|-------------|-----------------------|------------|-----------|-----------------|----------------|
| CCLDC0630T | DC-6.0 | 1.20 | 30 | Φ40 X 64 | N |
| CCLDC0801S | DC-8.0 | 1.20 | 1 | Φ7.8 X 11 | SMA |
| CCLDC0805T | DC-8.0 | 1.15 | 5 | Φ27 X 52 | N |
| CCLDC1201S | DC-12.0 | 1.25 | 1 | Φ7.8 X 11 | SMA |
| CCLDC1201T | DC-12.4 | 1.15 | 1 | Φ9 X 13 | SMA |
| CCLDC1202T1 | DC-12.4 | 1.12 | 2 | Φ21 X 44 | N |
| CCLDC1202T2 | DC-12.4 | 1.15 | 2 | Φ14 X 24 | SMA |
| CCLDC1205T | DC-12.4 | 1.30 | 5 | Φ27 X 52 | N |
| CCLDC1215T | DC-12.4 | 1.30 | 15 | Φ35 X 64 | N |
| CCLDC1225T | DC-12.4 | 1.30 | 25 | Φ40 X 64 | N |
| CCLDC1250T | DC-12.4 | 1.25 | 50 | Φ50 X 100 | N |
| CCLDC1801S | DC-18.0 | 1.30 | 1 | Φ7.8 X 11 | SMA |
| CCLDC1801T | DC-18.0 | 1.20 | 1 | Φ9 X 13 | SMA |
| CCLDC1802T1 | DC-18.0 | 1.15 | 2 | Φ21 X 44 | N |
| CCLDC1802T2 | DC-18.0 | 1.20 | 2 | Φ14 X 24 | SMA |

OTHER FREQUENCIES AND POWER LEVELS ARE ALSO AVAILABLE.

CERNEX RESERVE THE RIGHT TO CHANGE THE SPECIFICATIONS WITHOUT NOTICE

CERNEX, Inc.

Broad Band High-Power Air-Cooled Loads

FEATURES:

- ❖ Frequency Range: 1.70-170GHz
- ❖ Low VSWR
- ❖ Power Rating: 50-2500W (CW)
- ❖ Operating Temperature Range: -55 to +65°C



CWL

DESCRIPTION:

Cernex's CWL Series air-cooled loads have great reliability and need minimum maintenance. The power rating is for free-air natural convection and increased by 30-50% if forced-air cooling is used. The loads are capable of operating at the rated power detailed in the table over the temperature range -55°C to +65°C.

SPECIFICATIONS:

| Model No. | Waveguide | Frequency Range (GHz) | VSWR | Power Rating (CW) |
|-------------|-----------|-----------------------|--------|-------------------|
| CWL28450X | WR284 | 2.6-3.95 | 1.15:1 | 50 |
| CWL284100X | WR284 | 2.6-3.95 | 1.15:1 | 100 |
| CWL284250X | WR284 | 2.6-3.95 | 1.15:1 | 250 |
| CWL284500X | WR284 | 2.6-3.95 | 1.15:1 | 500 |
| CWL2841000X | WR284 | 2.6-3.95 | 1.15:1 | 1000 |
| CWL2841000 | WR284 | 2.6-3.95 | 1.08 | 1000 |
| CWL2842000X | WR284 | 2.6-3.95 | 1.15:1 | 2000 |
| CWL2842000 | WR284 | 2.6-3.95 | 1.08 | 2000 |
| CWL2842500X | WR284 | 2.6-3.95 | 1.15:1 | 2500 |
| CWL2842500 | WR284 | 2.6-3.95 | 1.08 | 2500 |
| CWL22950X | WR229 | 3.3-4.90 | 1.15:1 | 50 |
| CWL229100X | WR229 | 3.3-4.90 | 1.15:1 | 100 |
| CWL229250X | WR229 | 3.3-4.90 | 1.15:1 | 250 |
| CWL229500X | WR229 | 3.3-4.90 | 1.15:1 | 500 |
| CWL2291000X | WR229 | 3.3-4.90 | 1.15:1 | 1000 |
| CWL2291000 | WR229 | 3.3-4.90 | 1.08 | 1000 |
| CWL2292000X | WR229 | 3.3-4.90 | 1.15:1 | 2000 |
| CWL2292000 | WR229 | 3.3-4.90 | 1.08 | 2000 |