




UV Sensor Module

GUVV-T21GH

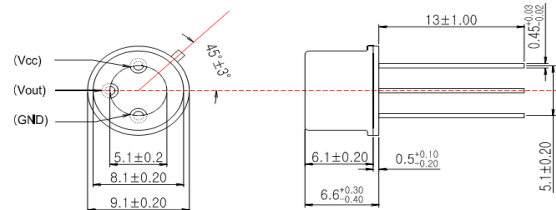


- Features**
- Single Supply Voltage Operation
 - Voltage Output
 - High Sensitivity and Good Solar Blindness
 - Small and Compact Size



Applications UV-A Lamp Monitoring

Outline Diagrams and Dimensions



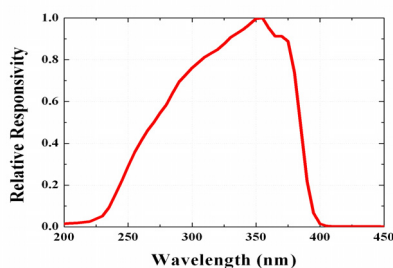
Absolute Maximum Ratings

Parameter	Symbol	Min.	Max.	Unit	Remark
Storage Temperature	T _{st}	-40	90	°C	
Operating Temperature	T _{op}	-30	85	°C	
Supply Voltage	V _{cc}		5.5	V	
Soldering Temperature	T _{sol}		260	°C	within 10 sec.

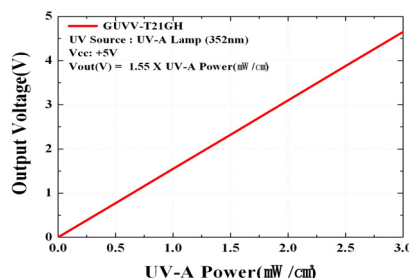
Characteristics (at 25°C)

Parameter	Symbol	Min.	Typ.	Max.	Unit	Remark
Supply Voltage	V _{cc}	1.8		5.5	V	DC
Supply Current	I _Q		50		μA	
Responsivity	R _p		1		mV/nW	at 360 nm
Spectral Detection Range	λ	230		395	nm	10% of R _p
Output Voltage	V _{out}		1.55		V	1 mW/cm ²
Offset Voltage	V _{off}		0.01		V	
Detection Power Range	P	0		3.2	mW/cm ²	V _{cc} =5V
Rising Time	T _r		3		ms	

Responsivity Curve



Output Voltage along UV Power



Caution

ESD can damage the device hence please avoid ESD.