

# Interface Power Relay RT

1 pole 12 / 16 A, 2 pole 8 A, DC- or AC coil



F0159-A

- 1 C/O 12 or 16 A or 2 C/O 8 A
- Sensitive coil 400 mW
- Cadmium-free contacts
- Protection class II (VDE 0700)
- 5 kV / 10 mm coil-contact
- 1 pole 12 A with 3.5 or 5 mm pinning
- Plug-in relay with robust pins
- Recycleable packaging

Applications  
Panel boards, mechanical engineering



Technical data of approved types on request

### Contact data

Configuration	1 C/O contact	2 C/O contact
Type of contact	single contact	
Rated current	12 / 16 A	8 A
Rated voltage / max. breaking voltage AC	250 Vac / 440 Vac	
Maximum breaking capacity AC	3000 / 4000 VA	2000 VA
Make current	25 / 30 A	15 A
Contact material	AgNi 90/10	
Minimum contact load	24 V, 10 mA / 20 mV, 1 mA gold plated	

### Contact life

Type	Load	Operations	Standard
RT314	16 A, 250 Vac, C/O contact	3x10 <sup>4</sup>	VDE 0435

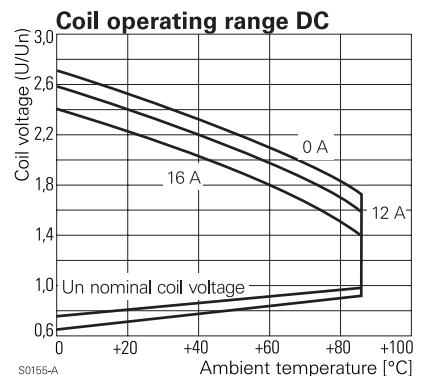
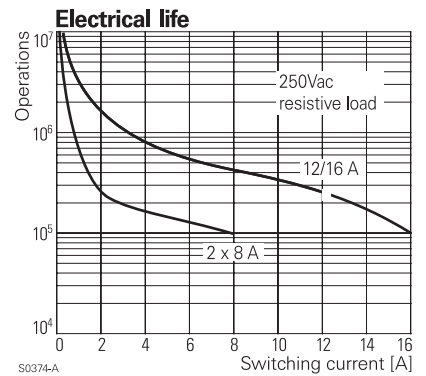
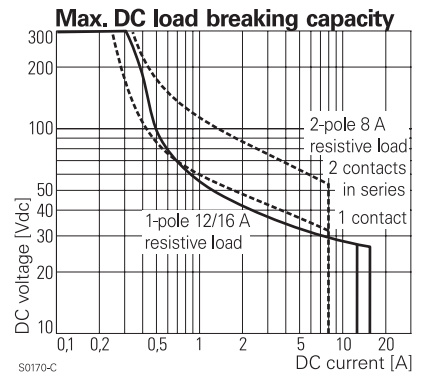
### Coil data

Nominal voltage	DC coil	6...110 Vdc
	AC coil	24...230 Vac
Nominal coil power	DC coil	400 mW
	AC coil	0.75 VA
Operate category	2 / b	

### Coil versions, DC-coil

Coil code	Nominal voltage Vdc	Pull-in voltage Vdc	Release voltage Vdc	Maximum voltage Vdc	Coil resistance Ω	Coil current mA
006	6	4.2	0.6	15.3	90±10%	66.7
012	12	8.4	1.2	30.6	360±10%	33.3
<b>024</b>	<b>24</b>	<b>16.8</b>	<b>2.4</b>	<b>61.2</b>	<b>1440±10%</b>	<b>16.7</b>
048	48	33.6	4.8	122.4	5520±10%	8.7
060	60	42.0	6.0	153.0	7340±12%	8.1
110	110	77.0	11.0	280.5	26600±12%	4.1

All figures are given for coil without preenergization, at ambient temperature +20°C  
Other coil voltages on request



# Interface Power Relay RT

1 pole 12 / 16 A, 2 pole 8 A, DC- or AC coil

## Coil versions, AC-coil

Coil code	Nominal voltage Vac	Pull-in voltage Vac	Release voltage Vac	Maximum voltage Vac	Coil resistance $\Omega$	Coil current mA
<b>524</b>	<b>24</b>	<b>18.0</b>	<b>7.2</b>	<b>36.0</b>	<b>350<math>\pm</math>10%</b>	<b>31.6</b>
615	115	86.3	34.5	172.5	8100 $\pm$ 15%	6.6
<b>730</b>	<b>230</b>	<b>172.5</b>	<b>69.0</b>	<b>345.0</b>	<b>32500<math>\pm</math>15%</b>	<b>3.2</b>

All figures are given for coil without preenergization, at ambient temperature +20°C  
Other coil voltages on request

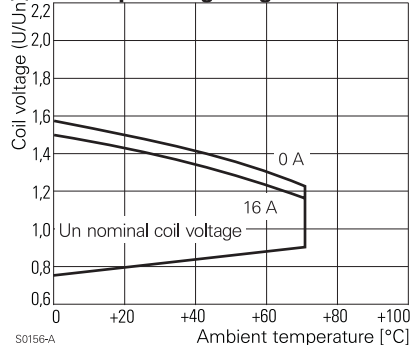
## Insulation

Dielectric strength	coil-contacts	5000 V <sub>rms</sub>
	open contact circuit	1000 V <sub>rms</sub>
	adjacent contacts	2500 V <sub>rms</sub>
Clearance / creepage		$\geq 10 / 10$ mm
Insulation to IEC 664/VDE 0110 (1/89)		
Voltage rating		250 V
Pollution degree		3
Overvoltage category		III
Insulation to VDE 0110b (2/79)		
Insulation category / reference voltage		C / 250
Tracking resistance of relay base		CTI 250

## Other data

	1 C/O contact	2 C/O contacts
Flammability class UL		V-0
Ambient temperature		-40...+85 °C
Mechanical life	DC-coil >30x10 <sup>6</sup> ops. AC-coil >10x10 <sup>6</sup> ops.	>30x10 <sup>6</sup> ops. >5x10 <sup>6</sup> ops.
Max. switching rate at rated- / minimum load	6 min <sup>-1</sup> / 1200 min <sup>-1</sup>	
Operate- / release time DC-coil	typ. 7 / 3 ms	typ. 7 / 2 ms
Bounce time N/O contact/N/C contact	typ. 1 / 3 ms	typ. 1 / 3 ms
Vibration resistance N/O / N/C contact	>10 / 5 g; 30...150 Hz	
Shock resistance (destruction)	>100 g	
Protection category	IP 50	
Relay weight	14 g	
Packaging unit	20 / 500 pcs.	
Accessories	see accessories RT	

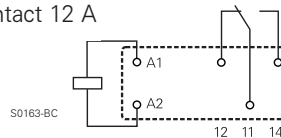
## Coil operating range AC



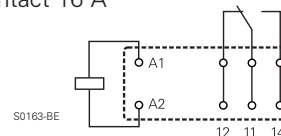
## Terminal assignment

View on pins

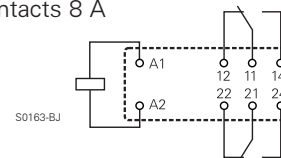
1 C/O contact 12 A



1 C/O contact 16 A

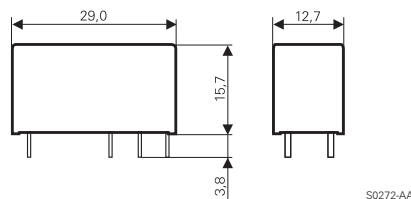


2 C/O contacts 8 A



## Dimensions

Dimensions in mm



## Ordering key

Type	Version	Contact configuration	Contact material	Coil
	<b>1</b>	1-pole, 12 A, pinning 3.5 mm		
	<b>2</b>	1-pole, 12 A, pinning 5 mm		
	<b>3</b>	1-pole, 16 A, pinning 5 mm		
	<b>4</b>	2-pole, 8 A, pinning 5 mm		
		<b>1</b> 1 C/O contact		
		<b>2</b> 2 C/O contacts		
		<b>4</b> AgNi 90/10		

Coil code: please refer to coil versions table, preferred types in bold print

Washable version on request