

Model TS118-3 Thermopile Sensor



- Thermopile IR-Sensor
- For contactless Temperature Measurement
- High Signal
- Uncooled
- Accurate Ni1000RTD Reference Sensor
- 8-14 μ m Wide Band Pass Filter

DESCRIPTION

Thermopiles are mainly used for contactless temperature measurement in many applications. Their function is to transfer the heat radiation emitted from the objects into a voltage output. Major applications are appliances like microwave oven, clothes dryer, automatic cooking, medical devices like ear and fore head thermometer, automotive applications like car climate control, seat occupancy, blind spot alert, black ice detection, consumer products like printer, copier, mobile phone and many industry applications like paper web, plastic parts etc.

FEATURES

- High signal
- Accurate Ni1000-RTD reference sensors
- 8-14 μ m Wide Band Pass Filter
- Small TO-18 package

APPLICATIONS

- Pyrometers for distances longer 0.5 m
- Pyrometers with large span ambient temperature
- Industrial pyrometers
- Climate Control

PERFORMANCE SPECS

Parameter	Typical	Condition
Package	TO-18	
Absorber Area	0.7×0.7 mm ²	
Resistance of Thermopile	43±8 k Ω	+25 °C
TC of Resistance	-0.06±0.04 %/K	+25°C → +75°C
Thermopile Voltage	4.4±1.1 mV	+25°C, BB +100°C,DC, totally filled field of view
TC of sensitivity	-0.45±0.08 %/K	+25°C → +75°C
Noise Equivalent Voltage	30 nV/Hz ^{1/2}	+25°C
Rise Time	20±5 ms	τ_{63}
Field of View	120°	at 50%
Filter	5.0 μ m	cut on wavelength
Operation Temperature	-20 ... +85°C	
Operation Temperature	-20 ... +100°C	non permanent
Ambient Temperature Sensor	Ni-RTD	
Resistance	1000±4 Ω	0°C
TC of Resistance	6178±150 ppm/K	0°C → +100°C
Connections		
Pin 1	TP +	
Pin 2	Ni-RTD	
Pin 3	TP -	
Pin 4	GND	

Model TS118-3 Thermopile Sensor

ELECTRICAL CONNECTIONS

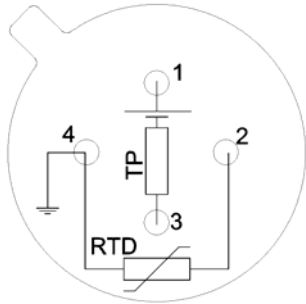


Figure 1: Electrical connections- bottom view of thermopile

MECHANICAL DIMENSIONS

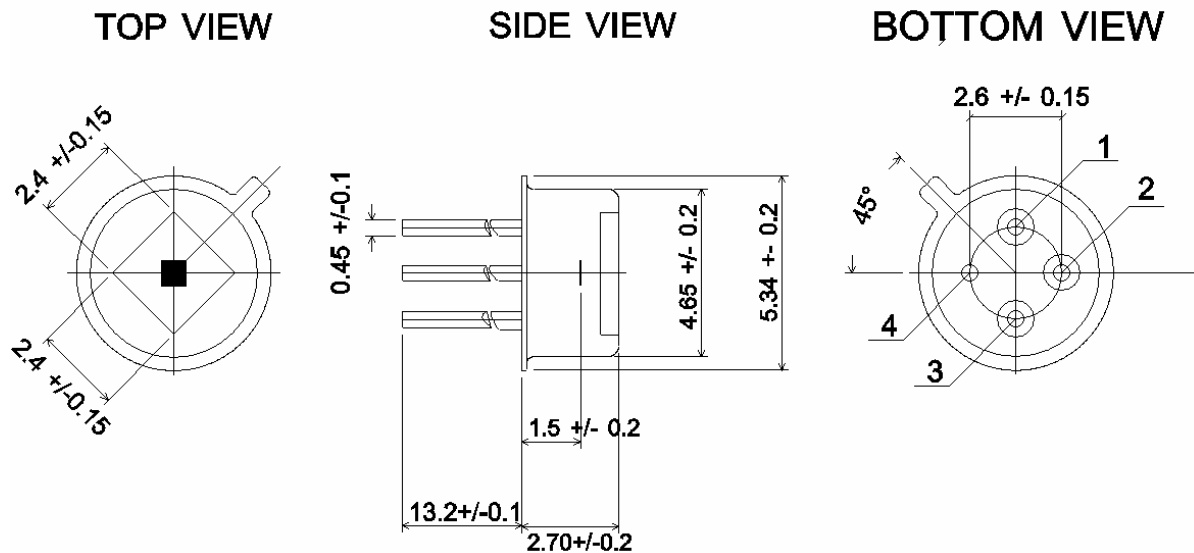


Figure 2: Mechanical dimensions of thermopile

TYPICAL PERFORMANCE CURVES

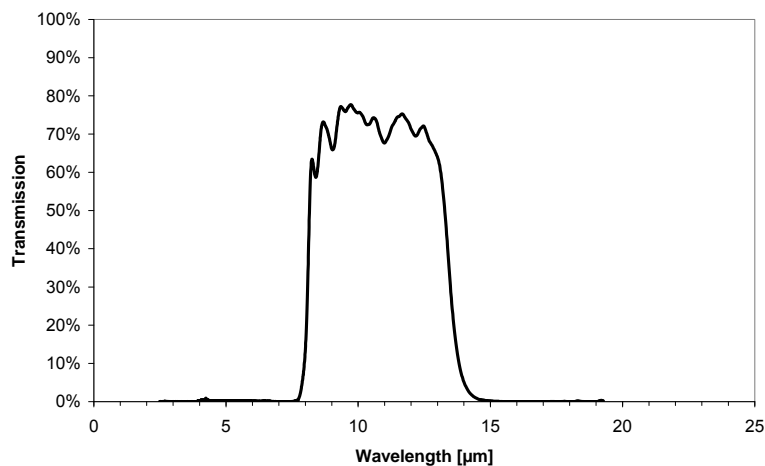


Figure 3: Filter transmission curve

Model TS118-3 Thermopile Sensor

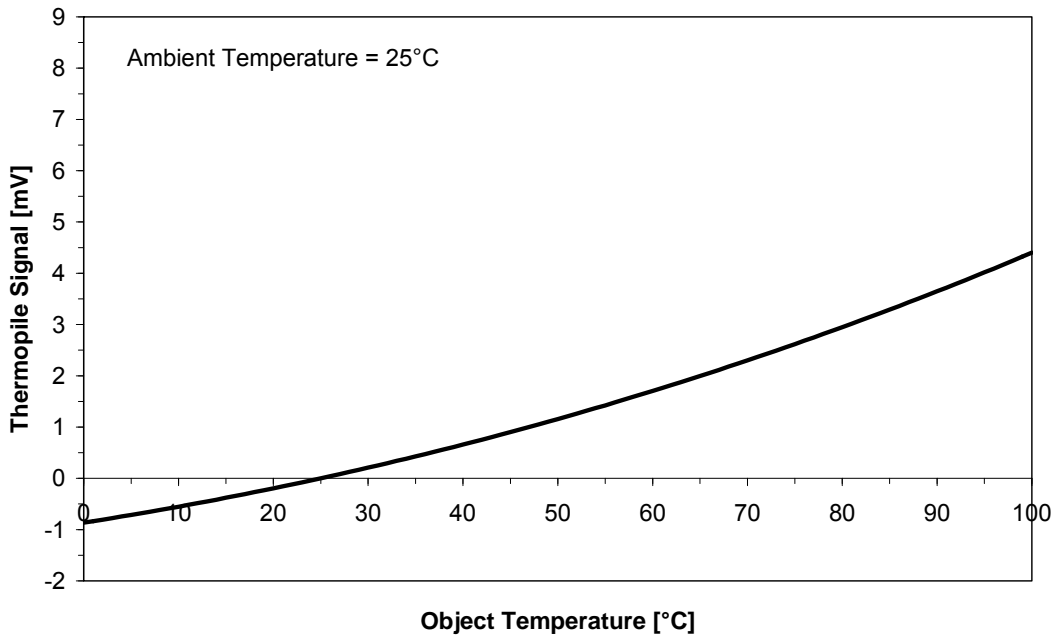


Figure 3: Thermopile signal versus object temperature at 25°C ambient temperature

ORDERING INFORMATION

Please order this product using following:

Part Number	Part Description
G-TPCO-011	TS 118-3 NI1000 8-14 MICROM

NORTH AMERICA

Measurement Specialties, Inc.
910 Turnpike Road
Shrewsbury, MA 01545
Tel: 1-508-842-0516
Fax: 1-508-842-0342

Sales email:
temperature.sales.amer@meas-spec.com

EUROPE

MEAS Deutschland GmbH
Hauert 13
44227 Dortmund
Tel: +49 (0) 231/9740-0
Fax: +49 (0) 231/9740-20

Sales email:
info.de@meas-spec.com

ASIA

Measurement Specialties (China) Ltd.
No. 26 Langshan Road
Shenzhen High-Tech Park (North)
Nanshan District, Shenzhen 51807
China
Tel: +86 (0) 755 33305088
Fax: +86 (0) 755 33305099

Sales email:
temperature.sales.asia@meas-spec.com

The information in this sheet has been carefully reviewed and is believed to be accurate; however, no responsibility is assumed for inaccuracies. Furthermore, this information does not convey to the purchaser of such devices any license under the patent rights to the manufacturer. Measurement Specialties, Inc. reserves the right to make changes without further notice to any product herein. Measurement Specialties, Inc. makes no warranty, representation or guarantee regarding the suitability of its product for any particular purpose, nor does Measurement Specialties, Inc. assume any liability arising out of the application or use of any product or circuit and specifically disclaims any and all liability, including without limitation consequential or incidental damages. Typical parameters can and do vary in different applications. All operating parameters must be validated for each customer application by customer's technical experts. Measurement Specialties, Inc. does not convey any license under its patent rights nor the rights of others.