




Model 1630



- Disposable Blood Pressure Sensor
- AAMI Specifications
- Low Cost Disposable
- Dielectric Gel Barrier
- Fully Tested & Calibrated

DESCRIPTION

The Model 1630 is a fully piezoresistive silicon pressure sensor for use in intrauterine pressure monitoring. The sensor is designed to be used with automated assembly equipment and can be dropped directly into a customer's disposable intrauterine housing. The sensor is designed to meet the requirements as described in the Association for the Advancement of Medical Instrumentation (AAMI) specification for Blood Pressure Transducers.

The pressure sensor consists of a pressure sensing element mounted on a ceramic substrate. Thick film resistors on the ceramic substrate are laser trimmed for compensation and calibration. A plastic cap is attached to the ceramic substrate to provide an easy method of attachment to the customer's assembly and protection for the sensing element. A dielectric gel is placed over the sensor to provide electrical and fluid isolation.

The Model 1630 pressure sensors are batch manufactured in a 3x8 element array on a ceramic substrate (24 units per substrate). The products are shipped in anti-static shipping containers. They can also be shipped on a tape and reel. Performance characteristics and packaging can be easily tailored on a special order basis to meet the requirements of specific customers.

FEATURES

- Low Cost, Medical Applications
- Small Size and Reliable Performance
- Gel Isolation for Liquids
- Operates from 5°C to 45°C
- Compatible for Automated Assembly
- 1% Accuracy for Replacements
- 5.0 uV/V/mmHg Sensitivity
- Customization for OEM Applications

APPLICATIONS

- Intrauterine Monitoring
- Intensive Care Units
- Infusion Pumps
- Kidney Dialysis Machines
- Vacuum Assisted Birth
- Surgical Procedures

STANDARD RANGES

Range	mmHg
-50 to 300	•

Model 1630

PERFORMANCE SPECIFICATIONS

Supply Voltage: 6.0 Vdc

Ambient Temperature: 23°C (unless otherwise specified)

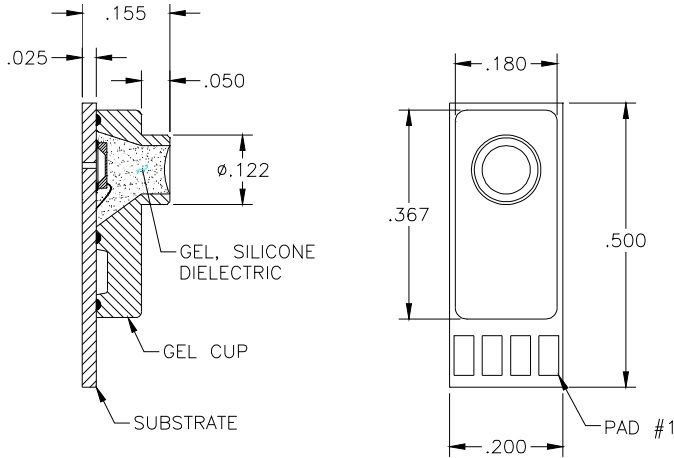
PARAMETERS	MIN	TYP	MAX	UNITS	NOTES
Operating Pressure Range	-50		300	mmHg	
Over Pressure	-400		1200	mmHg	
Zero Pressure Offset	-20		20	mmHg	
Sensitivity	4.9	5.0	5.1	uV/V/mmHg	
Linearity and Hysteresis (0 to 300 mmHg)	-2.0		2.0	%Span	1
Input Impedance	1200		3200	Ω	
Output Impedance	270		330	Ω	
Supply Voltage	2	6	10	Vdc or Vac rms	
Leakage Current (@ 120 Vac rms, 60Hz)			2	uA	
Warm-Up Time		5		Seconds	
Frequency Response		1200		Hz	
Offset Drift			2	mmHg	2
Thermal Span Shift	-0.1		0.1	%/°C	3
Thermal Offset Shift	-0.3		0.3	mmHg/°C	3
Phase Shift (@ 5KHz)			5	Degrees	
Sterilization (ETO)	3			Cycles	4
Operating Temperature	10		40	°C	
Storage Temperature	-25		+70	°C	
Operating Product Life			72	Hours	
Shelf Life	3			Years	
Humidity (External)	10-90% (non-condensing)				
Media Interface	Dielectric Gel				

Notes

1. Best fit straight line.
2. Over an 8 hour time period after a 10 minute warm-up.
3. Over operating temperature range 10-40°C with respect to 23°C.
4. Sterilization performed by customer.

Model 1630

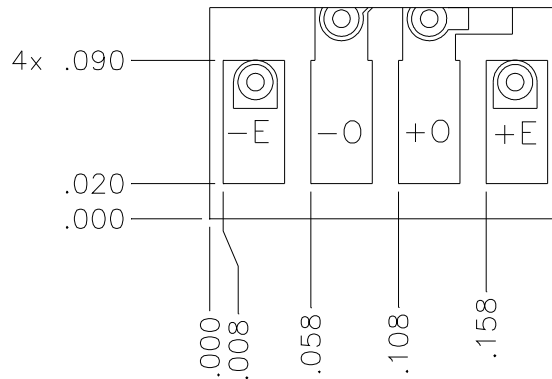
DIMENSIONS



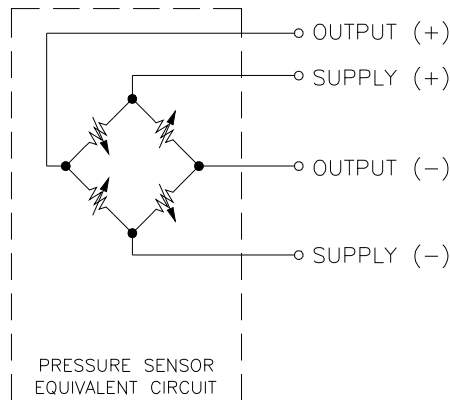
Notes

- Materials Used:**
 Substrate: 98% Alumina
 Transducer (Die): Silicon
 Die Attach Adhesive: Room Temperature Vulcanizer
 Lid Adhesive: Medical Grade UV Curing Adhesive
 Conductor And Contact Pads: Platinum-Silver Alloy
 Wire Bonds And Bond Pads: Gold
 Resistors: Ruthenium-Based Thick Film Paste
 Solder Dams: Green Glass
 Protective Gel Lid: Rad-Stable Polycarbonate Resin
- Miscus of Gel:**
 Max dimension below surface A = .035" [0.89].
 Max dimension above surface A = .000" [0.000].
- All dimensions taken at maximum draft.**
- All unspecified fillets and radii are .015" [0.38].**
- All draft angles 1° maximum.**

STANDARD PAD CONFIGURATIONS



CONNECTIONS

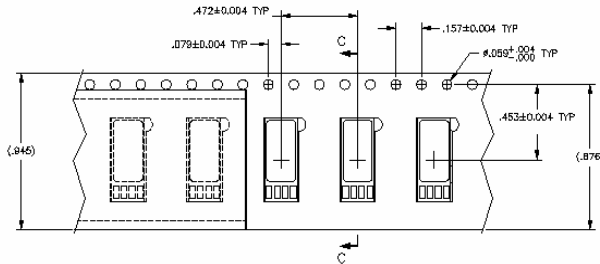


Model 1630

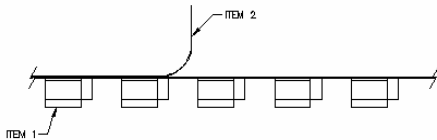
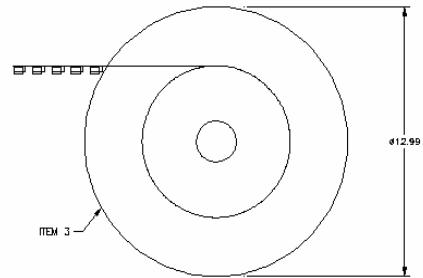
SHIPPING INFORMATION

SHIPPING CONFIGURATION OPTION: TAPE AND REEL

TAPE SPECIFICATIONS
1/2 SCALE

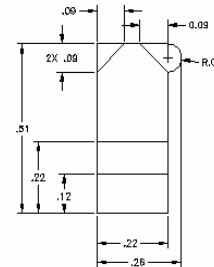
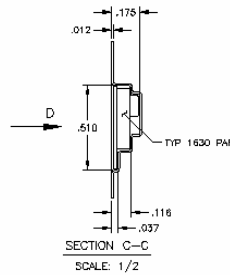


REEL SPECIFICATIONS
1/B SCALE

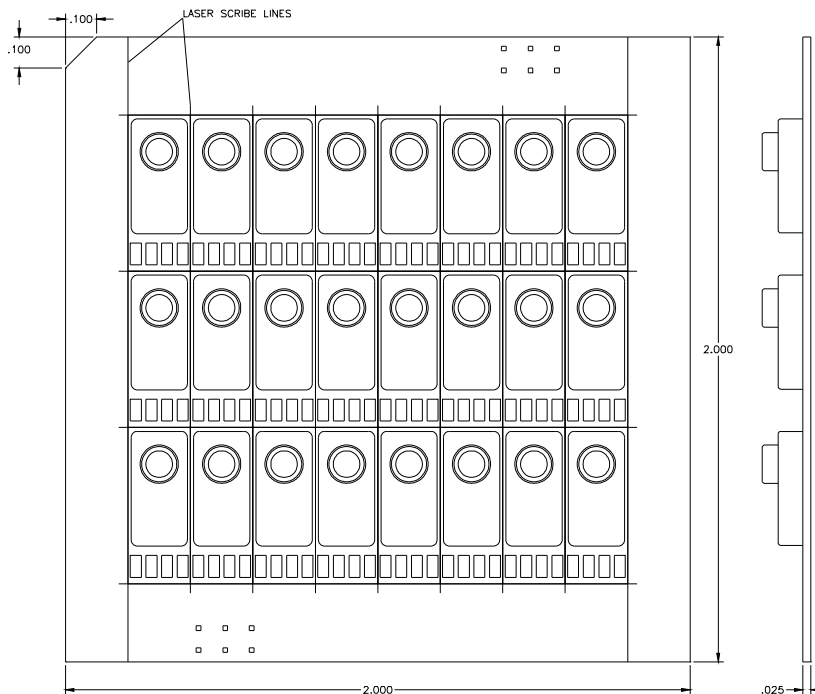


FULL PANEL INFO

- A) SENSORS ARE SHIPPED AS 120 UP SNAPSTRATES AND MUST BE SINGULATED BY THE PURCHASER.
- B) EACH PLACE MAY INCLUDE UNITS THAT HAVE FAILED VISUAL OR ELECTRICAL PARAMETERS AS WELL AS GOOD UNITS. BAD UNITS ARE IDENTIFIED WITH A DOT ON THE BACKSIDE OF THE CELL LOCATION.
- C) PLATES ARE SHIPPED IN DUST FREE ANTI-STATIC CONTAINERS TO PREVENT CONTAMINATION OF THE GEL SURFACE.



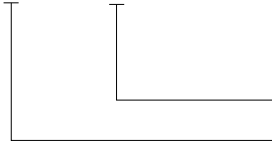
SHIPPING CONFIGURATION OPTION: FULL PANEL



Model 1630

ORDERING INFORMATION

1630 - T



Blank = 24 UP snapstrate, T = Tape and Reel
Model

The information in this sheet has been carefully reviewed and is believed to be accurate; however, no responsibility is assumed for inaccuracies. Furthermore, this information does not convey to the purchaser of such devices any license under the patent rights to the manufacturer. Measurement Specialties, Inc. reserves the right to make changes without further notice to any product herein. Measurement Specialties, Inc. makes no warranty, representation or guarantee regarding the suitability of its product for any particular purpose, nor does Measurement Specialties, Inc. assume any liability arising out of the application or use of any product or circuit and specifically disclaims any and all liability, including without limitation consequential or incidental damages. Typical parameters can and do vary in different applications. All operating parameters must be validated for each customer application by customer's technical experts. Measurement Specialties, Inc. does not convey any license under its patent rights nor the rights of others.