



HawkEye Technologies, LLC
Your Source for Infrared


181 Research Drive, #8
Milford, CT 06460
Phone: 203-878-6892
Fax: 203-878-7462

www.hawkeyetechnologies.com

Infrared Source Series 7x

- More on-axis output
- Fast response
- High modulation depth
- Highest efficiency – low power consumption
- Most robust pulsable unit ever!

The HawkEye IR-7x Series is a MEMS technology pulsable infrared emitter. This source is based on patented technology, utilizing a thin film resistor of diamond-like nanostructured amorphous carbon. Due to its low thermal mass, the IR-7x Series can be pulsed at frequencies up to 70+ hertz with good modulation depth (contrast between the on and off states). This exciting new product produces more on-axis output and is more robust than the HawkEye IR-5x, the HawkEye IR-6x or any other pulsable product sold.



The HawkEye IR-70 pulsed infrared emitter in a TO-39 header uses a micromachined source chip with a thin, high-emissivity membrane assembled using isolation pads for high efficiency and fast response.



Hawkeye Technologies, LLC
Your Source for Infrared

181 Research Drive, #8
Milford, CT 06460
Phone: 203-878-6892
Fax: 203-878-7462

www.hawkeyetechnologies.com

Operational Characteristics for the IR-7x Series

Active Area	2.2 mm x 2.4 mm
Resistance	40 ohms (nominal) in the hot state
Typical Operating Temperature	450°C to 750°C
Drive Voltage at 750°C	6.0 volts +/- 0.4 volts
Frequency at 50% Modulation Depth (25% Duty Cycle)	70 Hz
Spectral Range	1 to 20 microns
Emissivity	0.8 (in the range of 2 to 14 microns)
Output	Over 20% greater than the IR-60

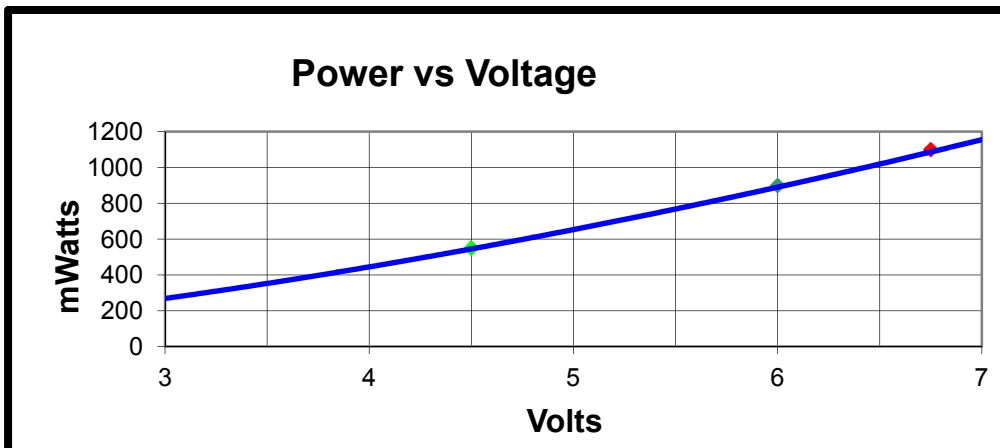
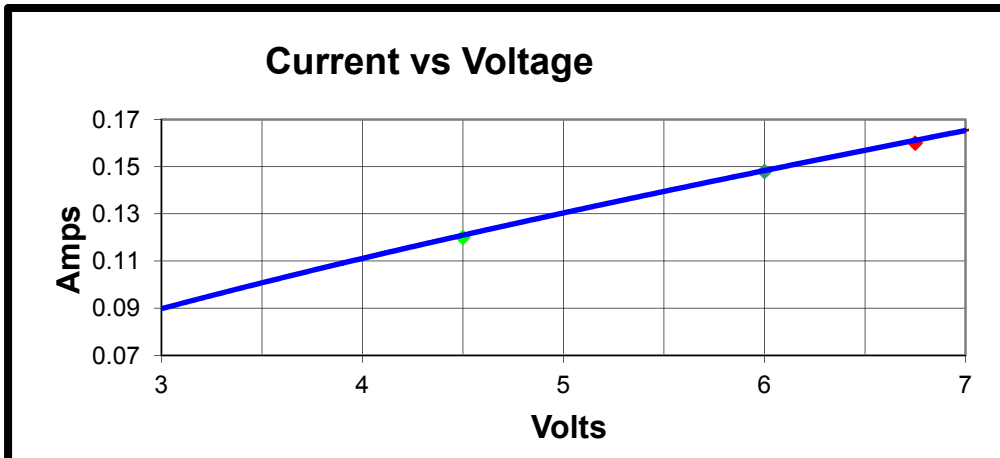
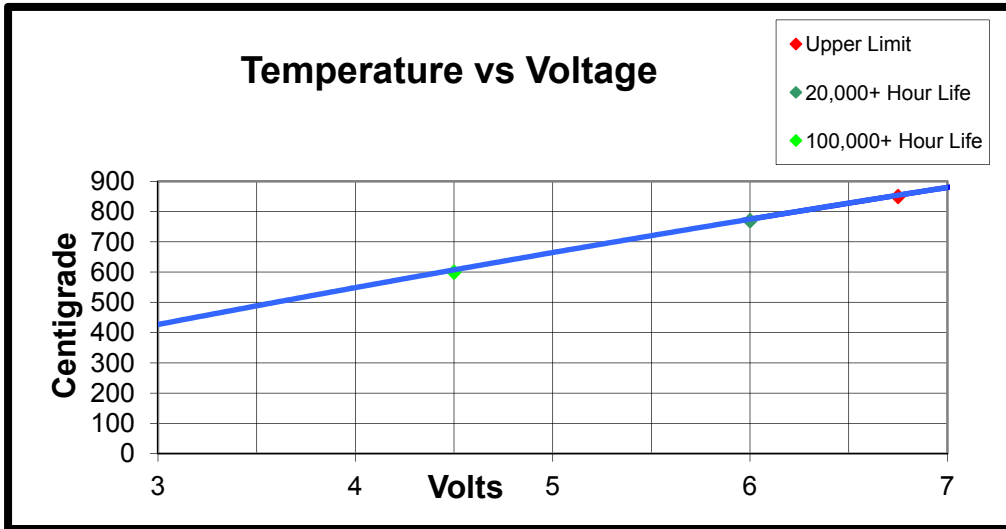


HawkEye Technologies, LLC
Your **Source** for **Infrared**

181 Research Drive, #8
Milford, CT 06460
Phone: 203-878-6892
Fax: 203-878-7462

www.hawkeyetechnologies.com

HawkEye IR-7x Engineering Data Charts





HawkEye Technologies, LLC
Your Source for Infrared

181 Research Drive, #8
Milford, CT 06460
Phone: 203-878-6892
Fax: 203-878-7462

www.hawkeyetechnologies.com

Typical Operating Parameters

	Typical Levels			
Temperature	450	600	750	degrees centigrade
Voltage	3.0	4.5	6.0	Volts (AC or DC)
Current	90	122	150	mAmps
Power Input	270	550	900	mWatts
Estimated Life	150,000	100,000	20,000	hours of operation (10 hertz at 50% duty cycle)

Note: The operating parameters assume an infrared source operating without a radiator and at ambient temperature and pressure. A rectangular voltage pulsed at a frequency of 10 hertz and with a duty cycle of 50% is used for heating. If a longer duty cycle (or steady-state operation) is used, lower power levels are recommended in order to achieve the desired temperature. Also, proportionately shorter lifetime would be expected.



HawkEye Technologies, LLC
Your Source for Infrared

181 Research Drive, #8
Milford, CT 06460
Phone: 203-878-6892
Fax: 203-878-7462

www.hawkeyetechnologies.com

Comparison of IR-7x Series Models

	IR-70	IR-75	Units/Notes
			
Length	0.170	0.629	inches
Diameter	0.360	0.495	inches
Package	TO-39 with Cap	parabolic optic	
Normalized On-Axis Output at 1 inch	1.6	23.4	Indexed to IR-50
Normalized Angular Output--FWHM	100°	15°	



HawkEye Technologies, LLC
Your Source for Infrared

181 Research Drive, #8
Milford, CT 06460
Phone: 203-878-6892
Fax: 203-878-7462

www.hawkeyetechnologies.com

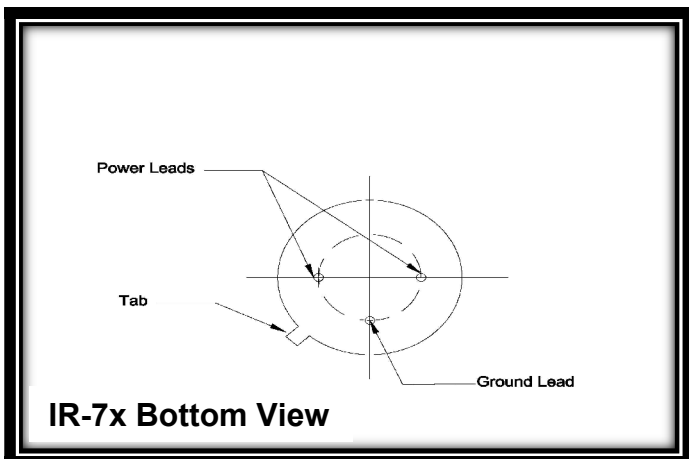
Operational Guidelines - Infrared Source Series 7x

The HawkEye IR-7x Series utilizes a thin thermoresistive film of conducting amorphous (diamond-like) carbon. Infrared radiation is the result of heating this film by passing an electric current through it.

The maximum temperature of the film should not exceed 750°C in continuous operation. A faint red luminescence of the film is observed during operation at temperatures near 750°C. Short term heating up to 850°C is possible but will reduce the lifetime of the unit.

The operating parameters assume an infrared source operating without a radiator and at ambient temperature and pressure. A rectangular voltage pulsed at a frequency of 10 hertz and with a duty cycle of 50% is used for heating.

Two power leads and a ground are provided per the sketch below. The IR-70 emitter is to be powered through the two power leads. Bi-polar drive voltage may be used. The Case Ground Lead is not required under normal operation.





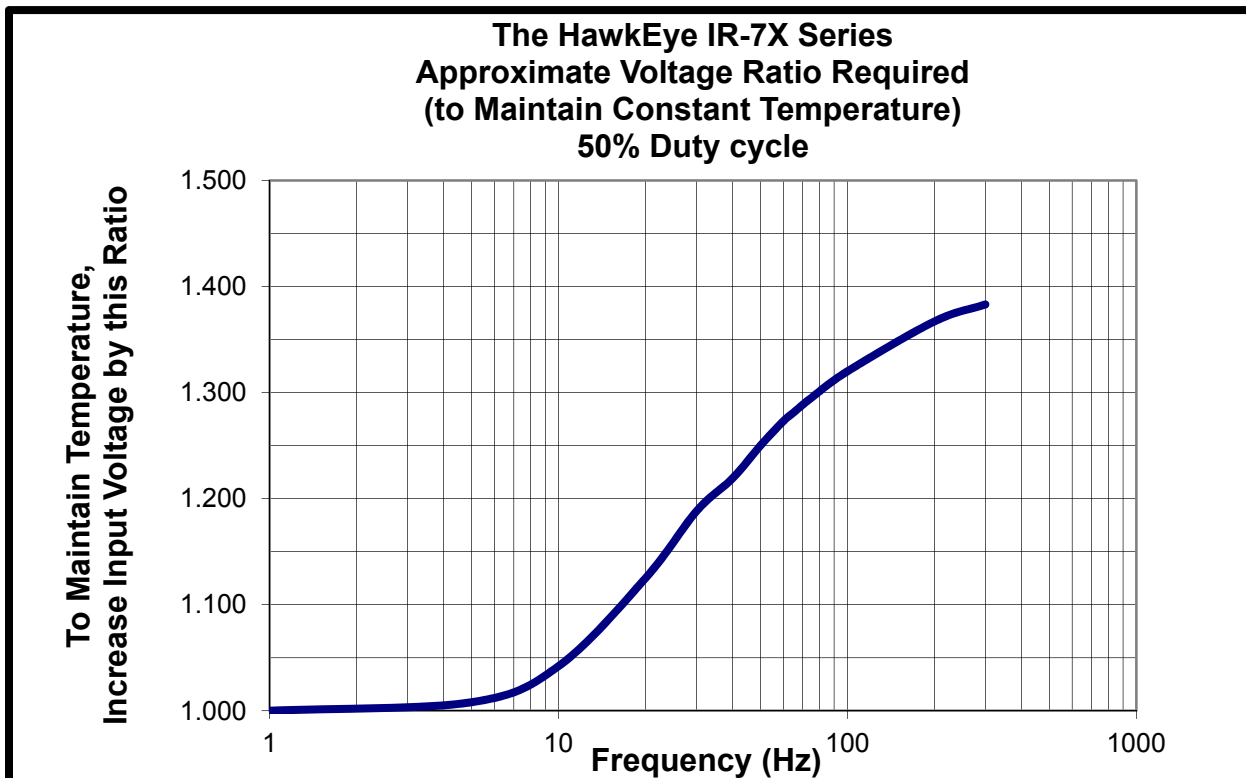
HawkEye Technologies, LLC
Your Source for Infrared

181 Research Drive, #8
Milford, CT 06460
Phone: 203-878-6892
Fax: 203-878-7462

www.hawkeyetechnologies.com

The HawkEye IR-7x Series is the perfect solution for an application that requires fast electrical modulation. However, it can also be used in a steady state (dc) mode. In applications where steady state power is used (or if used with electrical modulation but with a duty cycle of greater than 50%), it is recommended that the nominal input power specifications be reduced in order to avoid overheating of the membrane.

On the other hand, by reducing the length of the heating pulse or by increasing the frequency of modulation, the membrane will not have sufficient time to reach the desired temperature. In this case, the pulsed power can be increased to allow the temperature to be maintained. The chart below shows the factor by which the voltage can be increased as frequency is increased. This chart reflects a 50% duty cycle.





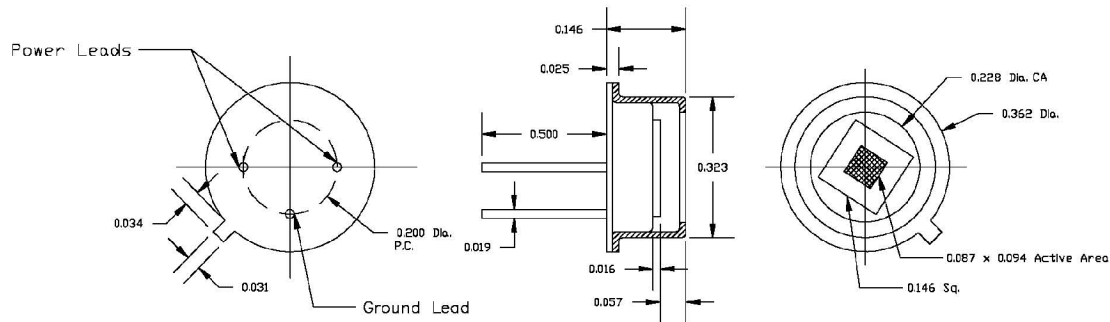
HawkEye Technologies, LLC
Your **Source** for **Infrared**

181 Research Drive, #8
Milford, CT 06460
Phone: 203-878-6892
Fax: 203-878-7462

www.hawkeyetechnologies.com

HawkEye IR-70

The IR-70, mounted in a TO-39 header with a windowless cap provides the smallest package and gives the widest output energy beam. FWHM (full width at half max) for the IR-70 is 100°.



IR-70 Emitter w/Cap

Note: all dimensions in inches.



HawkEye Technologies, LLC
Your **Source** for **Infrared**

181 Research Drive, #8
Milford, CT 06460
Phone: 203-878-6892
Fax: 203-878-7462

www.hawkeyetechnologies.com

HawkEye IR-75

The IR-75 utilizes a collimated HawkEye Optic to provide approximately 15x the on-axis output. The package is 0.5 inches in diameter and 0.63 inches long. FWHM (full width at half max) for the IR-75 is 15°. The combination of fast electrical modulation, low input power requirements and great on-axis output places this unit clearly in a class of its own!

