


Transmissive Optoswitch

Slotted Switch — 0.395 High

VTL11D1H - D7H



PRODUCT DESCRIPTION

This series of interrupter type transmissive optoswitches combines an infrared emitting diode (IRED) with an NPN phototransistor in a one piece, sealed, IR transmitting plastic case. The sealed construction improves resistance to debris and moisture. Internal apertures over detector and/or emitter are available to increase position sensing resolution. These devices are furnished with PC board mount leads. Refer to VTL13H for devices with flying leads.

RoHS Compliant



ABSOLUTE MAXIMUM RATINGS

Maximum Temperatures

Storage and Operating:

-40°C to 85°C

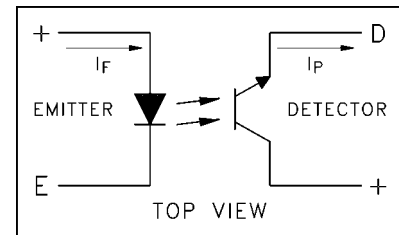
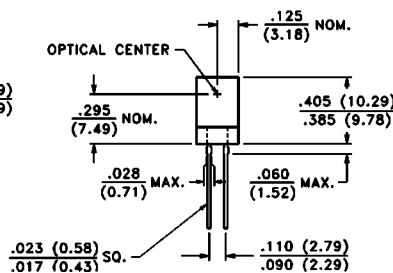
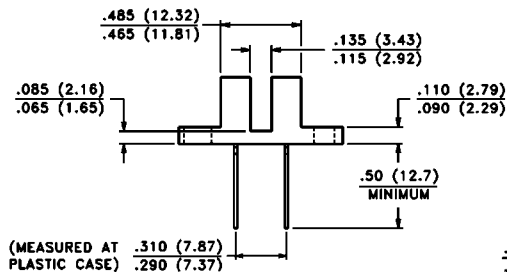
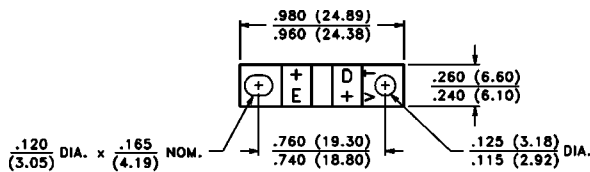
Lead Soldering Temperature:

260°C (1.6 mm from case, 5 seconds max.)

GENERAL CHARACTERISTICS (@ 25°C unless otherwise noted)

Parameter	Symbol	Text Conditions	Input IRED	Output Detector
Reverse Voltage	V_R	$I_R = 100 \mu A$	2.0V Min.	
Continuous Forward Current	I_F	Derate 0.73 mA/°C above 30°C	40 mA Max.	
Forward Voltage Drop	V_F	$I_F = 20 \text{ mA}$	1.8V Max.	
Collector Breakdown Voltage	$V_{BR(CEO)}$	$I_C = 100 \mu A$		30V Min.
Emitter Breakdown Voltage	$V_{BR(EO)}$	$I_C = 100 \mu A$		5.0V Min.
Power Dissipation	P_D	Derate 0.91 mW/°C above 30°C		50 mW Max.

PACKAGE DIMENSIONS inch (mm)



PART NO. (4)	LIGHT CURRENT, I _p			DARK CURRENT (1)			SATURATION VOLTAGE			APERTURE COMBINATION (2)	
	mA Min.	Test Conditions		nA Max.	Test Conditions		Volts Max.	Test Conditions		Emitter	Detector
		I _F mA	V _{CE} Volts		I _F mA	V _{CE} Volts		I _F mA	I _C mA		
VTL11D1H	0.5	20	5	100	0	10	0.4	20	0.25	None	None
VTL11D1-20H	0.15	20	5	100	0	10	0.4	20	0.25	.020" Wide	None
VTL11D3H	2.0	20	5	100	0	10	0.4	20	1.8	None	None
VTL11D3-20H	0.6	20	5	100	0	10	0.4	20	1.8	.020" Wide	None
VTL11D5-20H	0.15	20	5	100	0	10	0.4	20	0.25	.020" Wide	.010" Wide
VTL11D6-20H	0.075	20	5	100	0	10	0.4	20	0.25	.020" Wide	.005" Wide
VTL11D7H	0.75	20	5	100	0	10	0.4	20	0.25	None	.020" Wide
VTL11D7-20H	0.225	20	5	100	0	10	0.4	20	0.25	.020" Wide	.020" Wide

Notes:

1. The dark current is measured with the part totally shielded from ambient light. With 2150 lux (200 fc) from a cool white fluorescent lamp falling on the part, the typical dark current will be 3 µA for VTL11DH devices. Equivalent light from an incandescent lamp will result in significantly greater currents.
2. The apertures used for these slotted switches are .040" (1.02 mm) high.
3. The case material is polysulfone and should be cleaned with alcohol or freon TF only. Avoid chlorinated hydrocarbons and solvents such as acetone or toluene, as damage may result.
4. VTL11D7-20H accommodates most applications. The other parts in this series are available only for specialized, high volume applications.