

R99



Raising the Bar

Airmar's R99 is a fish's worst enemy. Why? The R99 is so precise; fish are no longer concealed by their surroundings. Fish swimming near the bottom cannot hide. In mid-water depths—fish don't have a fighting chance. Designed with Airmar's exclusive Broadband Ceramic Technology, the 200 kHz element produces high-resolution targets without sacrificing its ability to see deep into the water. The R99 puts the find in fishfinder.

The Benchmark

A 2 kW powerhouse packed with an array of fifteen 50 kHz elements. And its 200 kHz, Broadband ceramic is a huge 88 mm (3.5"). With such a large active area, the R99's concentrated sound beams have four times the sensitivity of a 1 kW transducer. And the R99's streamlined shape maintains noise-free accurate readings at speeds over 30 knots (34 MPH). With its new exposed high-precision temperature sensor, and the R99 has rewritten the record book.

Thru-Hull External-Mount 2 kW HD Digital

Fishing Applications

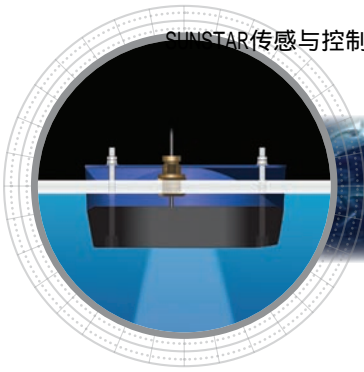
- Blue-water bill fish and pelagic trolling
- Deep-dropping with electric reels past the continental shelf
- Commercial fishing

Features

- The top performer in Airmar's professional line of fishfinder transducers for vessels 12 m (40') and up
- Streamlined shape with fairing provides excellent performance at speeds over 30 knots (34 MPH)
- Depth and fast-response water-temperature sensor
- Interfaces to all 1 kW and 2 kW echosounders
- Available with a diplexer for single-transmission-line fishfinders and without a diplexer for dual-transmission-line fishfinders
- Epoxy housing





Sensing technology



Technical Information

50 kHz-AFlq / 200 kHz-BFlq

Number of Elements and Configuration		
Beamwidth (@-3 dB)	8° x 17°	5°
RMS Power (W)	2 kW	2 kW
TVR	167 dB	177 dB
RVR	-174 dB	-182 dB
FOM	-8 dB	-6 dB
Q	3	2
Impedance	100 Ω	100 Ω

MAXIMUM DEPTH RANGE

50 kHz	200 kHz
735 m to 1,176 m (2,500' to 4,000')	235 m to 353 m (800' to 1,200')

BEAM DIAMETER VS DEPTH

Depth	50 kHz	200 kHz
30 m (100')	4 m x 9 m (14' x 30')	2.7 m (9')
122 m (400')	17 m x 36 m (56' x 120')	11 m (35')
245 m (800')	34 m x 73 m (112' x 240')	21 m (70')
305 m (1,000')	43 m x 91 m (140' x 300')	27 m (88')

TRANSDUCER COMPARISON

Model	Power	Rating	Performance Increase
B45 B744V B744VL	600 W	Good	Benchmark model for comparison
B258	1 kW	Better	25 times more sensitive at 50 kHz 16 times more sensitive at 200 kHz
B260 SS260	1 kW	Best	50 times more sensitive at 50 kHz 13 times more sensitive at 200 kHz
R99	2 kW	Superb	200 times more sensitive at 50 kHz 32 times more sensitive at 200 kHz
R209 R309	3 kW	Ultimate	400 times more sensitive at 50 kHz 32 times more sensitive at 200 kHz

Due to the wide beam of the SS270W, it has been omitted from the table.

SPECIFICATIONS

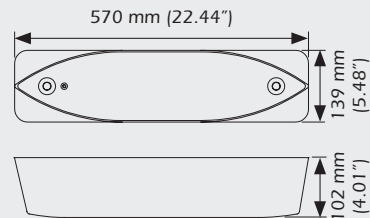
Weight: 15.1 kg (33.3 lb)

Hull Deadrise: 0° to 25°

Acoustic Window: Epoxy/urethane

DIMENSIONS

Transducer



Installing the Transducer

